



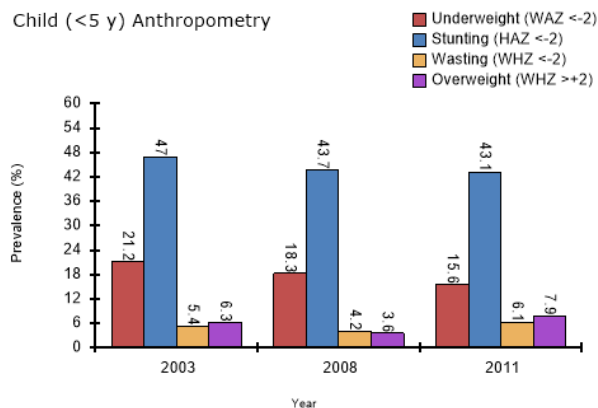
## NLIS Country Profile: Mozambique



What are the current states of indicators contributing to a comprehensive view of nutrition for health and development in Mozambique? See **national** data below.

### Child Malnutrition

#### Child (<5 y) Anthropometry

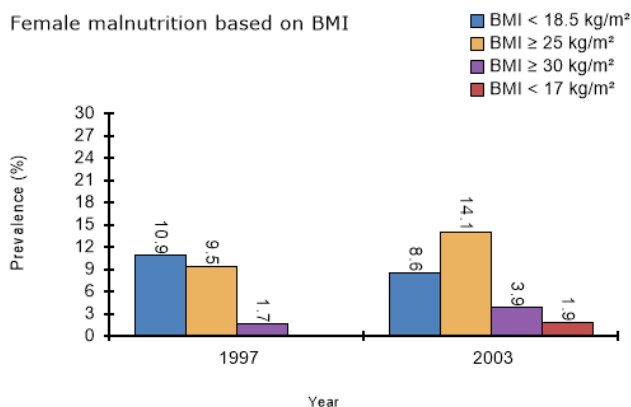


Indicator	Year	Value	Source Info
-----------	------	-------	-------------

% Low birthweight (<2500 g)	2011	17.0	<a href="#">View</a>
-----------------------------	------	------	----------------------

### Malnutrition in Women

#### Female malnutrition based on BMI



### Vitamin and Mineral Deficiencies

Indicator	Year	Value	Source Info
-----------	------	-------	-------------

% Anaemia children <5 y (Hb <110 g/L)	2001-2002	74.7	<a href="#">View</a>
% Anaemia pregnant women (Hb <110 g/L)		no data	
% Clinical vitamin A deficiency in women (history of night blindness during most recent pregnancy)	2003-2004	5.3	<a href="#">View</a>
% Subclinical vitamin A deficiency in preschool-age children (serum/plasma retinol <0.70 µmol/L)	2001-2002	68.8	<a href="#">View</a>
Median urinary iodine concentration (µg/L) in children 6-12 y	2004	60.3	<a href="#">View</a>

### Health Services

Indicator	Year	Value	Source Info
% Births attended by skilled health personnel	2011	54.3	<a href="#">View</a>
% Children 6-59 months receiving vitamin A supplements (dose 1)	2013	99.0	<a href="#">View</a>
% Children 6-59 months receiving vitamin A supplements (dose 2)	2013	99.0	<a href="#">View</a>
% Children aged 1 y immunized against measles	2014	85.0	<a href="#">View</a>
% Children with diarrhoea who received zinc		no data	
% Population using an improved sanitation facility	2012	21.0	<a href="#">View</a>
% Population using improved drinking water sources	2012	49.0	<a href="#">View</a>
% Pregnant women receiving iron and folic acid supplements		no data	

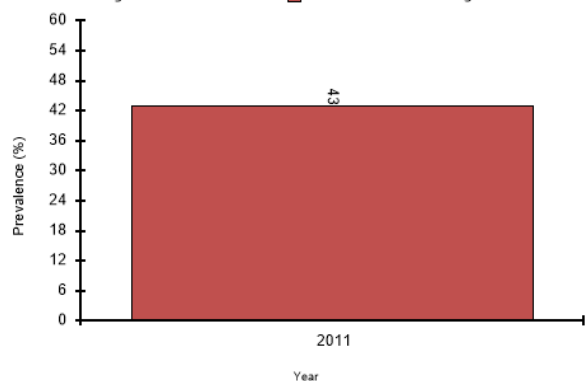
### Food Security

Indicator	Year	Value	Source Info
% Population below \$1 per day	2009	60.7	<a href="#">View</a>
% Population below minimum level of dietary energy consumption	2014-2016	25.3	<a href="#">View</a>
Iodised salt consumption (% households consuming adequately iodised salt - 15 parts per million or more)	2011	17.0	<a href="#">View</a>

### Caring Practices

Indicator	Year	Value	Source Info
% Children 0-23 months who were put to the breast within 1 hour of birth	2008	63.1	<a href="#">View</a>
% Infants 6-8 months age who receive solid, semi-solid or soft foods		no data	
% Children 6-23 months who receive a minimum acceptable diet		no data	
% Children <5 y with diarrhoea receiving ORT and continued feeding	2011	55.7	<a href="#">View</a>
% Women 15-19 y who are mothers or pregnant with their first child	2003	41.0	<a href="#">View</a>

### Breastfeeding



### Commitment

Indicator	Year	Value	Source Info
General government expenditure on health as % of total government expenditure	2013	8.8	<a href="#">View</a>

### Capacity

Indicator	Year	Value	Source Info
Degree training in nutrition exists		no data	
Nutrition is part of medical curricula		no data	

Indicator	Year	Value	Source Info
Total expenditure on health as % of gross domestic product	2013	6.8	<a href="#">View</a>
Per capita total expenditure on health (US\$)	2013	71.0	<a href="#">View</a>
Nutrition component of the United Nations Development Assistance Framework (UNDAF)	2007-2009	Medium	<a href="#">View</a>
Nutrition component of Poverty Reduction Strategy Paper (PRSP)	2006-2009	Medium	<a href="#">View</a>
Nutrition Governance	2009	Weak	<a href="#">View</a>
International Code on Marketing of Breast-milk Substitutes: Legal status of the Code	2016	Full provisions in law	<a href="#">View</a>
Maternity leave	2013	9 weeks	<a href="#">View</a>

Indicator	Year	Value	Source Info
Number of trained nutrition professionals per 100,000 population		no data	
Nursing and midwifery personnel density per 1,000 population	2012	0.4	<a href="#">View</a>
GDP per capita (PPP US\$)	2014	1,169	<a href="#">View</a>
GDP per capita annual growth rate (%)	2014	7.4	<a href="#">View</a>
Official development assistance (ODA) received (net disbursements) (% of GNI)	2013	14.9	<a href="#">View</a>
Low-Income Food-Deficit Country (LIFDC)	2015	Yes	<a href="#">View</a>

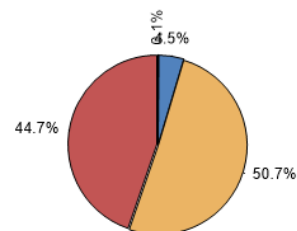
### Meta-indicators

Indicator	Year	Value	Source Info
% Seats held by women in national parliament	2015	39.6	<a href="#">View</a>
Averaged aggregate governance indicators	2013	-0.52	<a href="#">View</a>
Gender Inequality Index (GII)	2012	0.582	<a href="#">View</a>
Gender Parity Index in primary level enrolment (ratio of girls to boys)	2013	0.91	<a href="#">View</a>
Global Hunger Index	2016	31.7	<a href="#">View</a>
Human development index (HDI) value	2013	0.393	<a href="#">View</a>

### Female Education Levels

Female Education Levels 2003

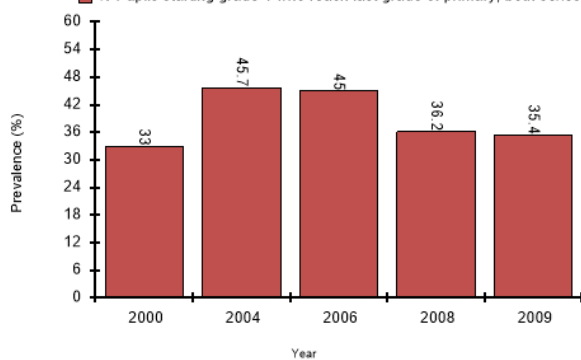
Higher Secondary Primary No education



### Education

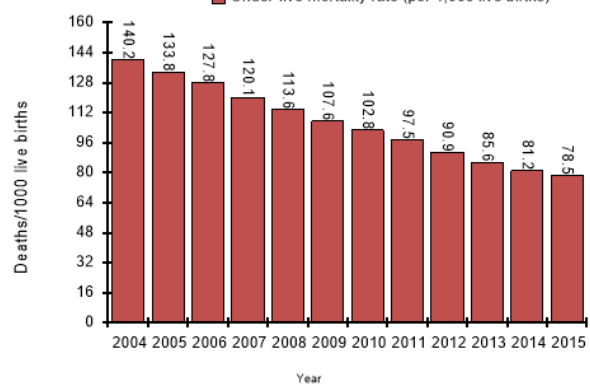
Education

% Pupils starting grade 1 who reach last grade of primary, both sexes



### Under 5 Mortality

Under-five mortality rate (per 1,000 live births)



### Policies & Actions in the Global database on the Implementation of Nutrition Action (GINA)

Policy title	Start Year	View
Plano de Acção Multisectorial de Redução da Desnutrição / Multisectoral plan for chronic malnutrition reduction 2011 – 2014 (2020)	2011	<a href="#">GINA</a>
Poverty Reduction Action Plan (PARP)	2011	<a href="#">GINA</a>
Food Security and Nutrition Strategy (ESAN) UNDAF	2007	<a href="#">GINA</a>
Poverty Reduction Paper (PARPA)	2007	<a href="#">GINA</a>
Poverty Reduction Paper (PARPA)	2006	<a href="#">GINA</a>
Strategic Development Plan for Nutrition for the Health sector	2005	<a href="#">GINA</a>
Plano De Accao De Nutrição E Alimentação	1995	<a href="#">GINA</a>

Programme title and actions	Start Year	View
Feed the Future: The U.S. Government's Global Hunger and Food Security Initiative - Crop selection strategies	2011	<a href="#">GINA</a>
Feed the Future: The U.S. Government's Global Hunger and Food Security Initiative - Food diversification	2011	<a href="#">GINA</a>
Feed the Future: The U.S. Government's Global Hunger and Food Security Initiative - Growth monitoring and promotion	2011	<a href="#">GINA</a>
Feed the Future: The U.S. Government's Global Hunger and Food Security Initiative - Promotion of food security and agriculture	2011	<a href="#">GINA</a>
Feed the Future: The U.S. Government's Global Hunger and Food Security Initiative - Promotion of fruit and vegetable intake	2011	<a href="#">GINA</a>
Feed the Future: The U.S. Government's Global Hunger and Food Security Initiative - Taxation and price policies	2011	<a href="#">GINA</a>
Feed the Future: The U.S. Government's Global Hunger and Food Security Initiative - Women's education	2011	<a href="#">GINA</a>
GAIN Large-scale Food Fortification Program - Oil fortification	2011	<a href="#">GINA</a>
GAIN Large-scale Food Fortification Program - Wheat flour fortification	2011	<a href="#">GINA</a>
Maternal, infant and young child nutrition programmes - Breastfeeding promotion and/or counselling		<a href="#">GINA</a>
Maternal, infant and young child nutrition programmes - Complementary feeding promotion and/or counselling		<a href="#">GINA</a>
Maternal, infant and young child nutrition programmes - Counselling on nutritional support&care for people living with HIV		<a href="#">GINA</a>
Maternal, infant and young child nutrition programmes - Deworming		<a href="#">GINA</a>
Maternal, infant and young child nutrition programmes - Distribution of insecticide-treated bednets		<a href="#">GINA</a>
Maternal, infant and young child nutrition programmes - Management of severe acute malnutrition		<a href="#">GINA</a>
Maternal, infant and young child nutrition programmes - Prevention or treatment of moderate malnutrition		<a href="#">GINA</a>
Maternal, infant and young child nutrition programmes - Preventive malaria treatment		<a href="#">GINA</a>
Maternal, infant and young child nutrition programmes - Promotion of improved hygiene practices including handwashing		<a href="#">GINA</a>
Maternal, infant and young child nutrition programmes - Food distribution/supplementation		<a href="#">GINA</a>

Send your questions and queries to [NPUIinfo@who.int](mailto:NPUIinfo@who.int)  
 Related Links & Resources Nutrition For Health and Development Home Page  
<http://www.who.int/nutrition/>